

Activity: Easter Egg Tree

Print pages 2 and 3 to give two copies of each Easter Egg.

Stick one sheet onto some card (cereal packet will do nicely)

Colour in the eggs and cut them out. Cut out the other eggs and stick onto the back of the matching egg. Colour the egg if you haven't already.

Get a grown-up to make a hole near the top of each egg to put some ribbon / string / wool through to form a loop so you can hang your eggs up.

Find a twig in the garden and stick it in a pot of soil (empty tin can will do) and hang the eggs on the twigs.

You could use a coat hanger to display your eggs if you can't find a twig.

The egg is seen as a symbol of new life. Easter is when we celebrate that new life which Jesus bought for us. The coming back from the dead of Jesus that first Easter Morning brought certainty to the promise of eternal life.




Have a peaceful and blessed Easter despite the restrictions that the Coronavirus is imposing on our lives.

With our prayers

The ministry team and all involved with children, young peoples and families at All Saints Church Nuneaton.


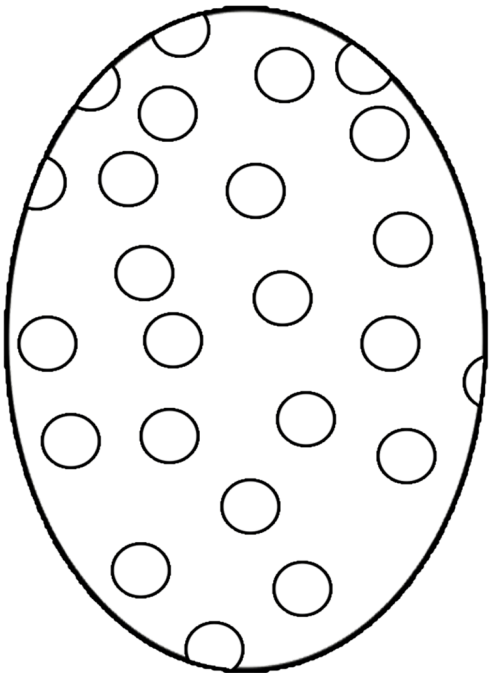
You will find an animated video of the Easter story at <https://www.youtube.com/watch?v=HL8R158Ujp4>








super
coloring


super
coloring






3-4kids.com




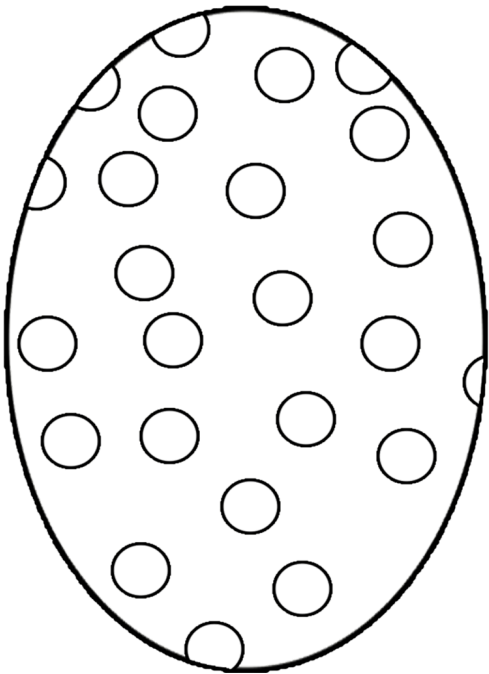
super
coloring








super
coloring

super
coloring



3-4kids.com



super
coloring

